

Craft a Unique Magic Wand

Every magician needs their own wand and it's extra special when you make it yourself at home! Customise your wand with your favourite decorations and colours to give it extra powers.

You will need: A stick or other similar object, e.g. chopstick, pencil
Wool / string, glue, paint
Decorations e.g. glitter, jewels, beads, stickers

- 1 Collect your **wand base**. It could be made from a chopstick, a long pencil or a stick from your back yard. Chopsticks are the perfect size and shape for a 'classic' magician's wand, although finding a more unique stick will make it more fun for you to decorate.

- 2 Paint your special wand whatever colour you like! Standard wands are black and brown, but you can paint it multiple colours with stripes or even a rainbow! Put your wand aside to dry.

- 3 To make a special **textured wand**, paint glue directly onto the now dried wand and add the wool or string directly on top of it! If you want to create a **handle** - wind the wool a few times around the base, then continue to wind it up the wand to create a spiral pattern. You could also paint these new wool areas with a contrasting colour. Then let your wand dry again.

- 4 **Decorate** your wand! Cover your wand in your chosen materials. We suggest adding glitter, jewels, stickers and beads. You can even add a fun shape to the tip of the wand.

- 5 Let the magic begin! Test out your wand in real life with the marvellous 'Coin Disappearing Trick' in our magic activity series.

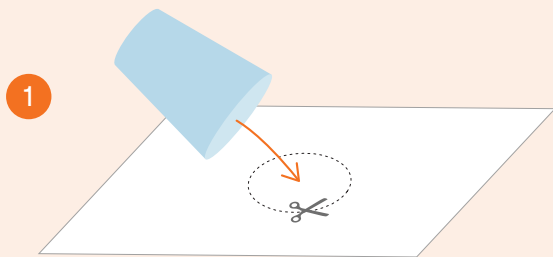


Find us on Facebook @HinklerCentral to stay up to date with all our latest news!


Disappearing Coin Trick

Impress your audience with this simple coin trick. Plus you can use your home made magical wand for Step 6! Remember don't tell anyone how you did - just say it's magic!

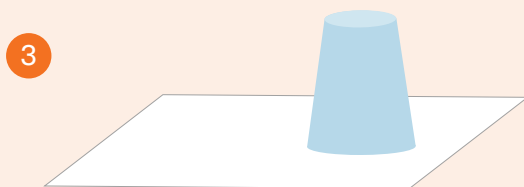
You will need: 2 pieces of plain white paper, a coin, a clear glass (make sure you wash it after you've finished this trick), a pencil, scissors, glue and small cloth or paper napkin.



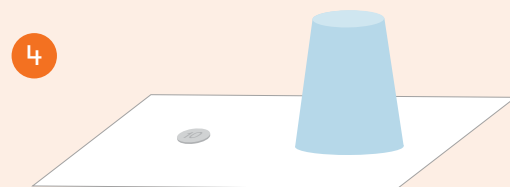
1 Place the glass upside down on your piece of paper. Draw around the glass with a pencil, then cut out the circle.



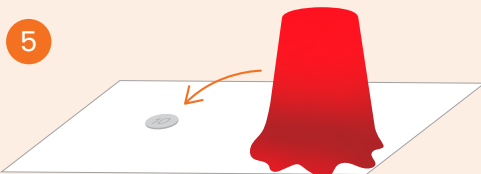
2 Glue the paper circle on to the open part of the glass. Trim the edges if there is any paper hanging off the sides. (You might need a grown up to help out.)




3 Place a new piece of paper on the table and set your glass upside down on top of it.



4 Put your coin next to the glass and find someone to impress with your magic!



5 Tell your audience you're going to make the coin disappear! Place the cloth over the glass. Lift up the glass and carefully place it down over the coin.



6 Say some magical words and tap the glass with your wand, pull the napkin off to reveal the coin has magically disappeared!

Find us on Facebook @HinklerCentral to stay up to date with all our latest news!

Discover your Magical Style

Ever wondered what kind of magician you would be? Do this quiz, count up your points in the tally and discover which type you could be destined to be!

1. Choose a super power

- Invisibility (1 point)
- Shape Shifter (2 points)
- Flying (3 points)

2. Which animal assistant would you choose?

- Cheeky Bunny (3 points)
- Trusted White Dove (1 point)
- Mysterious Black Cat (2 points)

3. Preferred colour

- Emerald Green (2 points)
- Sky Blue (1 point)
- Sunny Yellow (3 points)

4. Pick an accessory

- Silk Scarves (2 points)
- Fun Glasses (3 points)
- Velvet Cape (1 point)

5. Most loved outdoor activity

- Exploring the Forest (3 points)
- Touring the City (1 point)
- Relaxing at the Beach (2 points)

6. Favourite personality trait

- Brave (2 points)
- Funny (3 points)
- Charming (1 point)

7. If you could take one item to an island it would be a

- Skeleton Key (2 points)
- Mega Joke Book (3 points)
- Magic Pocket Watch (1 point)

8. Choose a magical creature

- Unicorn (3 points)
- Sphinx (1 point)
- Dragon (2 points)

Points Tally

Q1. _____
Q2. _____
Q3. _____
Q4. _____
Q5. _____
Q6. _____
Q7. _____
Q8. _____
Total _____



An Illusionist

(8 - 13 points)

You dazzle your audience with illusions including boxes, smoke and mirrors. You always leave your audience wondering - how do they do it? Famous Illusionist: David Blaine



An Escape Artist

(14 - 19 points)

You often put yourself in tight spots and wow the crowd by escaping! Did you know the most famous magician of all was an escape artist, Harry Houdini!



A Comic Magician

(20 - 24 points)

You love to entertain and make people laugh! You don't mind if the magic tricks work or not, as long as everyone is having fun. Famous Comedic Magic Duo: Penn & Teller

Find us on Facebook @HinklerCentral to stay up to date with all our latest news!